



Do More

GoMTC.com



Battery Handling Equipment

Facts to know before planning your changing room:

OSHA Regulation 1910.178

(g) – changing and charging storage batteries

1. Battery charging installations shall be located in areas designated for that purpose.
2. Facilities shall be provided for flushing and neutralizing spilled electrolyte, for fire protection, for protecting charging apparatus from damage by trucks, and for adequate ventilation for dispersal of fumes from gassing batteries.
3. (Reserved)
4. A conveyor, overhead hoist, or equivalent equipment material handling equipment shall be provided for handling batteries.
5. Reinstalled batteries shall be properly positioned and secured in the truck.
6. A carboy tilter or siphon shall be provided for handling electrolyte.
7. When charging batteries, acid shall be poured into water; water shall not be poured into acid.
8. Trucks shall be properly positioned and brake applied before attempting to change or charge batteries.
9. Care shall be taken to assure that vent caps are functioning. The battery (or compartment) cover(s) shall be open to dissipate heat.
10. Smoking shall be prohibited in the charging area.
11. Precautions shall be taken to prevent open flames, sparks, or electric arcs in battery charging areas.
12. Tools and other metallic objects shall be kept away from the tops of uncovered batteries.

2

OSHA Regulation 1926.441

Battery rooms and battery charging

(a) – general requirements

1. Batteries of the unsealed type shall be located in enclosures with outside vents or in well-ventilated rooms and shall be arranged so as to prevent the escape of fumes, gases, or electrolyte spray into other areas.
2. Ventilation shall be provided to ensure diffusion of the gases from the battery and to prevent the accumulation of an explosive mixture.
3. Racks and trays shall be substantial and shall be treated to make them resistant to the electrolyte.
4. Floors shall be of acid resistant construction unless protected from acid accumulations.
5. Face shields, aprons, and rubber gloves shall be provided for workers handling acids or batteries.
6. Facilities for quick drenching of the eyes and body shall be provided within 25 feet (7.62m) of battery handling areas.
7. Facilities shall be provided for flushing and neutralizing spilled electrolyte and for fire protection.

(b) – charging

1. Battery charging installations shall be located in areas designated for that purpose.
2. Charging apparatus shall be protected from damage by trucks.
3. When batteries are being charged, the vent caps shall be kept in place to avoid electrolyte spray. Vent caps shall be maintained in functioning condition.

For additional information, see regulation web page at www.osha.gov/comp-links.html or the OSHA home page at www.osha.gov.



Section One: Side Removal Systems

Portable

- Battery Transporter
- EZ Puller
- Attach-A-Puller
- Side Mount Attach-A-Puller
- Walk-A-Puller

Man-Aboard Power Changers™

- Single-Level Power Changer™
- Multi-Level PCHE2 Power Changer™
- Multi-Level PCE Power Changer™
- Intell-A-Changer™

Section Two: Battery Management

- Charge Cycle Analytics

Section Three: Racks and Charging Stands

- Battery Roller Stand
- Battery Service Station
- HS Series Battery Station
- Adjust-A-Rack
 - Single Stacking
 - Multi Stacking

Section Four: Overhead Removal Systems

- Gantry Cranes

Section Five: Battery Cleaning

- Battery Wash Racks
- Battery Wash Cabinets
- Recirculating Water System

Section Six: Accessories

- Safety and Service Equipment
- Handling Beam
- Wall Mounted Charger Support
- Floor Mounted Charger Support
- Charger Cable Retractor
- Fork Attachment
- Truck Compartment Conversion Options

General Notes

- All products illustrated are current as of the publication of this brochure.
- All dimensions shown are nominal and subject to change without notice.
- MTC reserves the right to make changes and modifications.
- Contact MTC for additional details.



Features

- Adjustable Roller Bed Height
- Foot Operated Jack
- Floor Lock
- Composition Wheels
- Battery Safety Stop
- Adjustable Chain to Secure Transporter to Side of Truck*

Options

- Extension Kit (-KT)
- Low Profile Available on BT-24 Models 3"-21" (8-53 cm) Load in Height (-LP)

4

Battery Transporter

Ideal Battery Handler for facilities with relatively small lift truck fleets.

For more information, request individual specification sheet or specify MTC product bulletin.

* Requires safety attachment supplied by customer to secure transporter to truck when changing battery.



Model BT-24LP

BATTERY TRANSPORTER W/ MECHANICAL LOADER

Model	Max Battery Width	Weight Capacity	"R" Height
BT-16-ML	15"/38 cm	2000 lbs./907 kg	5" to 23.5"/13 cm-60 cm
BT-24-ML	21"/53 cm	3000 lbs./1365 kg	5" to 23.5"/13 cm-60 cm
BT-30-ML	30"/76 cm	3000 lbs./1365 kg	5" to 23.5"/13 cm-60 cm

BATTERY TRANSPORTER – POWERED (IN-OUT/UP-DOWN ONLY)

Model	Max Battery Width	Weight Capacity	"R" Height
BT-24-ML-P-DC	21"/53 cm	3000 lbs./1365 kg	6" to 30"/15 cm-76 cm

EZ Puller

The inexpensive alternative to powered transfer carts.

Features

- Manual Wheel Crank Battery Extraction
- Heavy Duty Rollers
- Durable Powder Coat Finish

Options

- Fork Pockets (-FP)



Model EZZ-24-FP

EZ PULLER

Model	Max Battery Width	Weight Capacity
EZZ-24-FP	24"/61 cm	3000 lbs./1365 kg

Portable Changers



Attach-A-Puller
Model ABP-40-M-24

Attach-A-Puller

TURNS A PALLET JACK INTO A PORTABLE BATTERY CHANGER

The ABP is an economical attachment for a pallet jack. Powered from the pallet jack battery and limited to the host truck's height capability, the ABP is a safe, affordable, and flexible small fleet battery changer.

ATTACH-A-PULLER

Model	Max Battery Width	Weight Capacity
ABP-24-V(M)	24"/61 cm	48" forks – 3,000 lbs. 122 cm – 1361 kg
ABP-40-V(M)	40"/102 cm	60" forks – 5,000 lbs. 152 cm – 2268 kg
ABP-24-V(M)-44	24"/61 cm	48" forks – 2,000 lbs. 122 cm – 907 kg
ABP-40-V(M)-44	40"/102 cm	60" forks – 5,000 lbs. 152 cm – 2268 kg

Capacity is based on the pallet jack load capacity and overall fork length (refer to spec sheet).

5

Features

- Mounts on Existing Pallet Truck
- Pallet Truck Battery Provides Power
- Controls Mount for Operation from Either Side
- Powered Vacuum or Magnet Extraction
- Battery Safety Gate

Options

- 12-Volt (-12)
- 24-Volt (-24)
- Vacuum Extraction (-V)
- Magnet Extraction (-M)
- Accomodates up to 44" (112 cm) Battery Length (-44)

Features

- Mounts on Existing Pallet Truck
- Pallet Truck Battery Provides Power
- Powered Vacuum or Magnet Extraction
- "Raise/Lower" Function of Fork Truck Adjusts the Roller Height of Attach-A-Puller
- Weight Capacity 4,000 lbs. (1815 kg) When Mounted on a 6,000 lb. (2721 kg) Lift Truck With 24" (61cm) Load Center
- Unit Will Hold Batteries up to 40" (102 cm) Wide by 49" (124.4 cm) Long
- Battery Safety Gate

Options

- 24-Volt (-24)
- 36-Volt (-36)
- 48-Volt (-48)
- Vacuum Extraction (-V)
- Magnet Extraction (-M)

Side Mount Attach-A-Puller

SPECIALLY DESIGNED BACK-UP UNIT TO BE USED WITH POWER CHANGER SYSTEM



SIDE MOUNT ATTACH-A-PULLER

Model	Max Battery Width	Weight Capacity
ABP-40SD-49V(M)	40"/102 cm	4,000 lbs./ 1815 kg

*Weight capacity 4,000 lb. when mounted on a 6,000 lb. lift truck with 24" (61cm) load center (refer to spec sheet).



Portable Changers

Walk-A-Puller

THE ECONOMICAL BATTERY CHANGER

The Walk-A-Puller (WBP) is a low-cost, versatile battery changer that is designed for the small fleet with a variety of battery compartment heights up to 27" (69 cm). Its lowered height benefits small pallet trucks and low profile reach trucks while also handling the large sit down rider batteries with compartments that are much higher from the ground.


Features

- Front Loading
- Powered Vacuum or Magnet Extraction
- Single Point/Dead-Man Controls
- Up-Down and In-Out Hydraulic Powered
- 24-Volt Battery Pack with 110-Volt Built-in Charger
- Turning Radius: 84" (213 cm)
- Battery Safety Gate

Options

- Vacuum Extraction (-V)
- Magnet Extraction (-M)
- Less Battery Pack (-LB)

6



Model WBP-40-M-44

WALK-A-PULLER

Model	Max Battery Width	Weight Capacity	"R" Height
WBP-40-V(M)-44	40"/102 cm	4,000 lbs./1815 kg	4"/10 cm to 27"/69 cm
WBP-40-V(M)-50	40"/102 cm	4,000 lbs./1815 kg	4"/10 cm to 27"/69 cm



Power Changer Series

Larger fleets demand more power, and MTC's industry-standard Power Changers are the solution. Power Changers provide a safe, dependable way to change batteries quickly and efficiently without causing operator fatigue. MTC Power Changers are available in single or double compartment models and from a single level up to six levels high system to allow for the most efficient use of your floor space and budget.

MTC's Power Changer Series is the ultimate in side removal battery changing equipment, allowing you to fully utilize your available space—whether it reaches out or up!

With MTC products, you are guaranteed state-of-the-art, long-lasting equipment and systems designed with safety in mind that deliver increased productivity for many years to come. MTC understands that your facility will grow, so we design our system to be expandable – to grow right along with you.

Available Models

SINGLE-LEVEL POWER CHANGER

MTC's Single-Level Power Changer is the perfect machine for those facilities requiring 10-100 lift truck battery changes per day. The power changer ensures maximum use of your rack space while allowing operators to remove and replace batteries quickly and efficiently.

MULTI-LEVEL PCHE2 POWER CHANGER

MTC's Multi-Stacking Power Changer is designed to make maximum use of valuable floor space for facilities with high-capacity applications requiring 20-250 battery changes per day. The PCHE2 utilizes a carriage with four independent lift cylinders to accommodate stacking batteries 2-4 levels high.

MULTI-LEVEL PCE POWER CHANGER

MTC PCE Power Changer is the "ultimate" high volume battery changer. Utilizing their Uni-Lift rack and pinion raise/lower system, the PCE takes maximum advantage of today's warehouses by stacking batteries up to 6 levels high.



PCE Power Changer



Options

- Magnet or Vacuum Extraction
- Compartment Lighting
- Operator Fan
- Extension Arms
- Operator Login
- Protective Operator Shield



PCHE2 Power Changer



Single Level Power Changer

Individual specification sheets available. Please contact MTC Sales Team for additional information.



Magnetic extraction



Vacuum extraction

Power Changer Features

- Powered Vacuum or Magnet Extraction
- Two Battery Compartments
- Five Powered Rollers per Battery Compartment
- Simultaneously Travel at Full Speeds, both Horizontally and Vertically
- Operation Is Fully PLC Controlled, Resulting in Reduction of Hydraulic Lines and Smoother, More Precise Operation
- PLC Controlled Battery Safety Stops
- UL & CE Rated for Battery Room Safety
- Digital Information Panel – Hour Meter, Maintenance Alerts, Operation Status, and More
- Visual Height Indicators Allow Operator to Visually Line Up the Height of the Extractor
- Left Hand and Right Hand Extension Arms Available
- Operation of Machine in "Creep" Mode When Arm Is Outside of Machine
- LED Safety Warning Light and Horn
- Deadman Operator Platform
- Wiring Harnesses Reduce Assembly Labor and Maintenance
- Streamlined Operator Dashboard
- Safety Switch on Operator Platform Gate
- Manual Emergency Lower Valve Safely Brings Carriage Down During a Power Outage
- Keyed Start

Features

- Completely Automated Battery Changing
- All-Electric Drives with Absolute Encoders
- Electro-magnetic Extraction
- Complex DC Power Management
- Eliminates the Cost of a Dedicated Operator
- Reduces the Number of Batteries and Chargers Required
- Allows You to Track Performance and Maintenance

The Intell-A-Changer is designed to change batteries in automatic Guided Vehicles (AGVs), Laser Guided Vehicles (LGVs), and forklifts. The Intell-A-Changer makes it possible for AGVs and forklifts to stay on the floor longer.

Traveling at a speed of 300 fpm, and with a lift speed of 45 fpm, the Intell-A-Changer will change a battery without an operator! It is the most efficient battery changer ever built, with the ability to store batteries at multiple levels.

Intell A Changer™

The MTC Intell-A-Changer is the next-generation, fully automated battery changing system that allows you to execute flawless battery changes every time. This is an all-electric changer, using no hydraulics, with an Allen-Bradley ControlLogix PLC that controls seven SEW-Eurodrive inverters and motors. Encoders provides feedback for carriage height, arm travel, and arm movements. It utilizes a distance laser for down-aisle positioning.

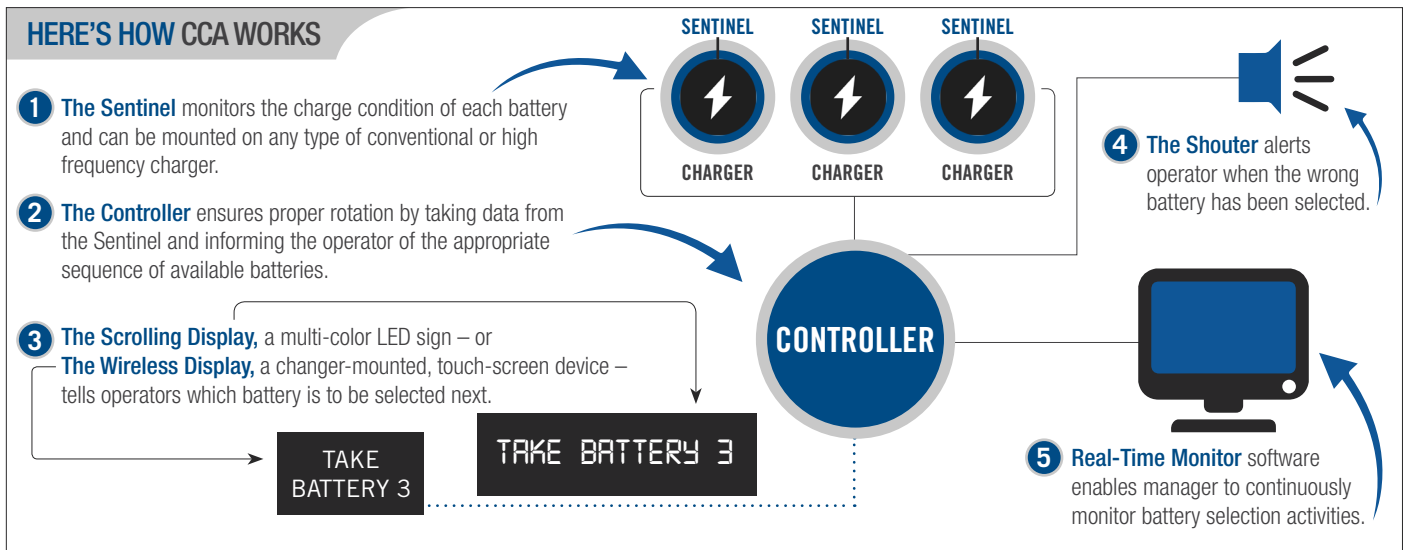


Individual specification sheet available.

Charge Cycle Analytics Battery Management System

With Charge Cycle Analytics, Battery room managers can continuously monitor battery selection activities. Charge Cycle Analytics utilizes Battery Rotation, Right Sizing, and Data Management to increase battery productivity.

Proper rotation can increase battery run times by up to 30 minutes, reduce the number of changes by 20%, and extend the overall life of your battery by 6 months. Overheating is the number one killer of battery life. CCA helps you to maintain proper battery cool down by determining which battery has had the longest cooling time since charging.



Increase your ROI

WITH CHARGE CYCLE ANALYTICS


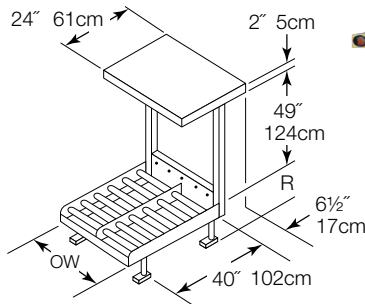
Too many batteries wastes capital. You can streamline your battery room by quantifying exactly how many batteries your operation really needs and by removing wasteful, inefficient batteries from your pool. CCA takes the guesswork out of your decision making. Valuable reports are available to managers instantly on the web.

Reduce battery changes, move more pallets, and increase productivity. Change batteries faster, less frequently, and increase battery life. Solve your problems in the battery room before they even begin with MTC's Charge Cycle Analytics!





Battery Roller Stand

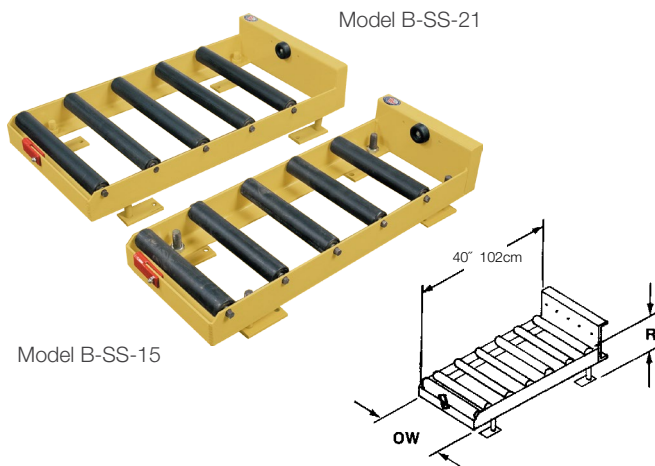


10

Features

- Heavy-Duty Construction Meeting OSHA Requirements
- Non-Conductive Roller Bed
- Spring Loaded Rollers
- Adjustable Legs – Plus or Minus 1 1/2" (4 cm)
- Battery Safety Stops
- 800 lbs. (263 kg) Capacity Charger Shelf

Battery Service Station



TWO-COMPARTMENT

Model	Roller Width	Outside Width (OW)
RS-12-2	12"/30 cm	26"/66 cm
RS-15-2	15"/38 cm	32"/81 cm
RS-18-2	18"/46 cm	38"/96 cm
RS-21-2	21"/53 cm	44"/112 cm
RS-24-2	24"/61 cm	50"/127 cm
RS-27-2	27"/69 cm	56"/142 cm
RS-30-2	30"/76 cm	62"/157 cm
RS-34-2	34"/86 cm	70"/178 cm

THREE-COMPARTMENT

Model	Roller Width	Outside Width (OW)
RS-12-3	12"/30 cm	39"/99 cm
RS-15-3	15"/38 cm	48"/122 cm
RS-18-3	18"/46 cm	57"/145 cm
RS-21-3	21"/53 cm	66"/168 cm
RS-24-3	24"/61 cm	75"/190 cm
RS-27-3	27"/69 cm	84"/213 cm
RS-30-3	30"/76 cm	93"/236 cm
RS-34-3	34"/86 cm	105"/267 cm

Battery Station with Rollers Options

- 45" (114 cm) deep roller stand (-45)
- Less charger shelf (-LCS)

STAINLESS STEEL DRIP PANS

SSDP-RSXX-X-SL

XX-X REPRESENTS STAND SIZE

Model	Roller Width	Outside Width (OW)
B-SS-15	15"/38 cm	15 3/4"/40 cm
B-SS-21	21"/53 cm	21 3/4"/55 cm

"R" Dimension Information

The "R" dimension is measured from the floor to the top of rollers in the battery station. This dimension is required on all roller stations and battery service stations. The minimum "R" dimension RS and B-SS equipment is 5.5" (14 cm).

All dimensions shown are nominal and subject to change without notice.

Individual specification sheet available.

Racks and Charging Stands

Battery Handling Equipment Catalog

HS Series Battery Station with Envirowood Interlay

Meets OSHA requirements.

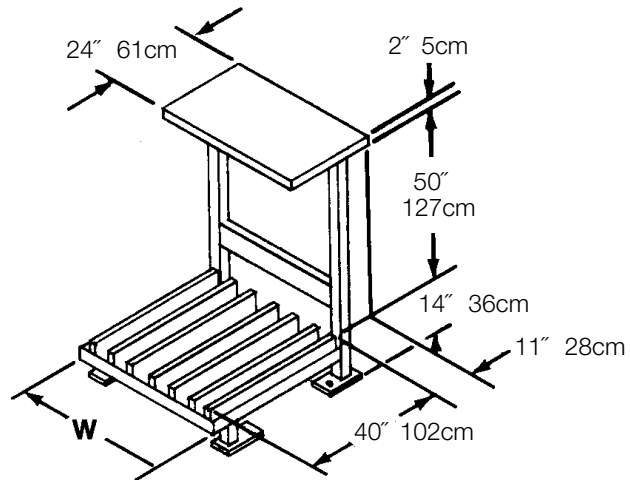


Features

- Acid-Resistant Charging Surface
- Corrosion-Resistant Spacers
- Heavy Duty Construction



Model HS-72



11

Model	Base Capacity	Charger Shelf Capacity	Width
HS-30**	4,500 lbs.	800 lbs.	32"/81 cm
HS-42***	6,300 lbs.	800 lbs.	44"/112 cm
HS-60***	9,000 lbs.	800 lbs.	62"/157 cm
HS-72***	10,800 lbs.	800 lbs.	74"/188 cm
HS-84***	12,600 lbs.	800 lbs.	86"/218 cm
HS-100	15,000 lbs.	1,600 lbs.	102"/259 cm
HS-120	18,000 lbs.	1,600 lbs.	122"/310 cm
HS-144	21,600 lbs.	1,600 lbs.	148"/371 cm

Safety Note:

Specify interlay to run left to right for batteries 12" (30 cm) or less in width. Add "-LR" to model number.

For batteries deeper than 38.50" add -46 to the model number (Model numbers ending in -46 have charging surfaces that are 6" deeper than standard models).

* All models listed can be ordered without a charger shelf (add "-LCS" to model number).

** Envirowood runs front to back (standard).

*** Available with Envirowood running left to right.



Features

- Modular Design Makes It Easy to Expand as Your Battery Storage Needs Change
- High-Capacity Top Charger Shelf on Single Stacking Models
- Top, Rear, and Side Charger Shelves and Catwalk Systems Available on Multi-Stacking Models
- Fully Adjustable Battery Compartments Accommodate Virtually All Battery Sizes and Adjust as Your Batteries Change
- Ultra High Molecular Weight (UHMW) Slide Strips Used Inside Each Battery Compartment
- Adjustable Battery Backstops Provide Smooth Battery Placement and Retrieval and Hold Battery Securely in Place During Charging

12



Battery compartment with adjustable back stop.

Adjust-A-Rack™

MTC Adjust-A-Rack allows you to change the configuration of your battery compartments as your battery storage needs change or expand, allowing you to consistently utilize all of your available space.

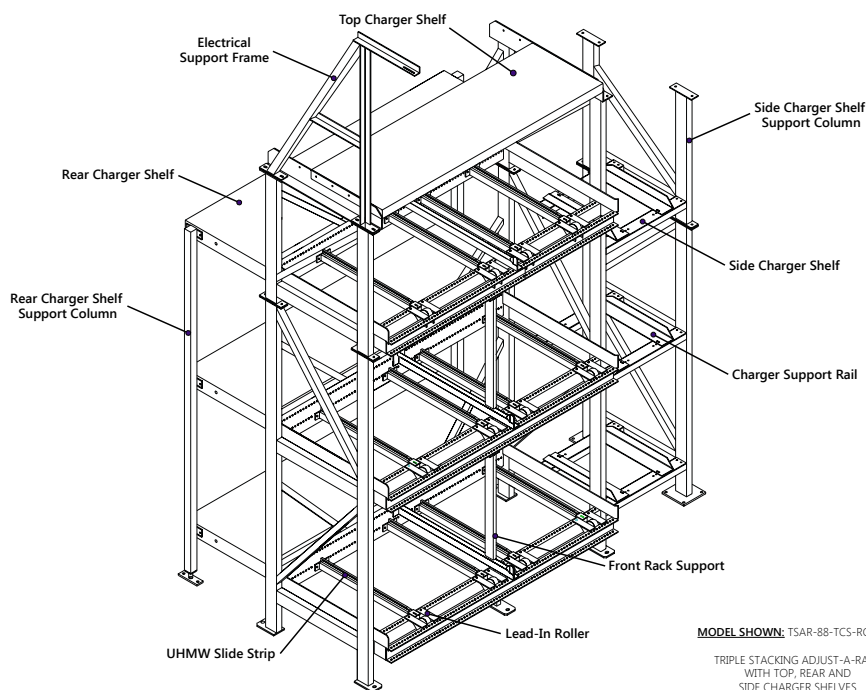
Recommended for use with Power Changer™ System



Model SSAR-72-TCS

SINGLE STACKING ADJUST-A-RACKS™

Model	Overall Width	Capacity
SSAR•72•TCS	72" / 183 cm	10,800 lbs. / 4899 kg
SSAR•84•TCS	84" / 213 cm	12,600 lbs. / 5715 kg
SSAR•96•TCS	96" / 244 cm	14,400 lbs. / 6532 kg
SSAR•96•TCS	120" / 305 cm	18,000 lbs. / 8165 kg



MODEL SHOWN: TSAR-88-TCS-RCS-SCS
TRIPLE STACKING ADJUST-A-RACK WITH TOP, REAR AND SIDE CHARGER SHELVES

MODEL NO. ¹	MSAR-76		MSAR-88		MSAR-100		MSAR-124	
O. A. Width with Standard Feet (All Stacking Heights)	78"	1981 mm	90"	2286 mm	102"	2591 mm	126"	3200 mm
O. A. Width with Seismic Feet (All Stacking Heights)	82"	2063 mm	94"	2388 mm	106"	2692 mm	130"	3302 mm
Total Weight Capacity (Battery Compts. Only)								
Double Stacking	21,600 lbs.	9798 kg	25,200 lbs.	11430 kg	28,800 lbs.	13063 kg	36,000 lbs.	16329 kg
Triple Stacking	32,400 lbs.	14696 kg	37,800 lbs.	17146 kg	43,200 lbs.	19595 kg	54,000 lbs.	24494 kg
Quad Stacking	43,200 lbs.	19595 kg	50,400 lbs.	22861 kg	57,600 lbs.	26127 kg	72,000 lbs.	32659 kg
Five Stacking	54,000 lbs.	24494 kg	63,000 lbs.	28576 kg	72,000 lbs.	32657 kg	90,000 lbs.	40823 kg
Six Stacking	64,800 lbs.	29393 kg	75,600 lbs.	34292 kg	86,400 lbs.	39190 kg	108,000 lbs.	48988 kg

Notes:

1. The "MSAR" model number designation is read as "Multi-Stacking Adjust-A-Rack". This acronym is a generic designator and should not be used when placing orders. The correct model number designation for each rack type is as follows:

Double Stacking Adjust-A-Racks = DSAR-76, DSAR-88, DSAR-100, or DSAR-124

Quad Stacking Adjust-A-Racks = QSAR-76, QSAR-88, QSAR-100, or QSAR-124

Six High Stacking Adjust-A-Racks = XSAR-76, XSAR-88, XSAR-100, or XSAR-124

Triple Stacking Adjust-A-Racks = TSAR-76, TSAR-88, TSAR-100, or TSAR-124

Five High Stacking Adjust-A-Racks = FSAR-76, FSAR-88, FSAR-100, or FSAR-124

Hydraulic Traveling Gantry Crane System

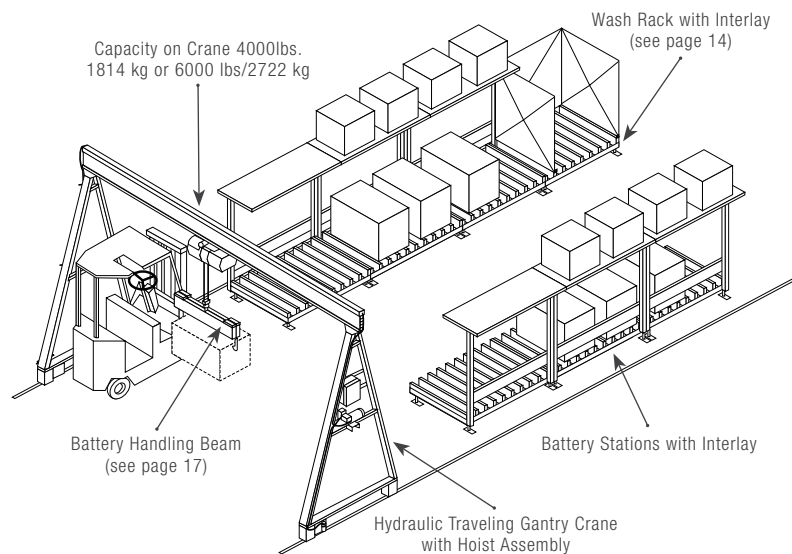


The HTG Hydraulic Traveling Gantry Crane is the ideal system when battery changing must be done from overhead. The HTG offers six-way motion at a fraction of the cost of a bridge crane and is easy to assemble and install. As with most MTC battery changing systems, the HTG can be easily expanded as your lift truck fleet grows.

The hydraulic power unit provides positive soft starts and stops for safety and control while batteries are being changed. Non-powered, track-guided, and portable gantry cranes with hoists are also available.

Features

- Hydraulic Powered Travel
- All Functions Controlled by a Single Push Button Pendant
- 10' (3 m) or 12' (4 m) Under-beam Height
- Up to 25' between 2-Ton Gantry Uprights
- Up to 30' between 3-Ton Gantry Uprights
- Dual-Sided Drive System
- Low Profile Flat Guide Track



HOIST OPTIONS

Model	Description	Weight Capacity
NERM-02OC-L	2-Ton Electric Chain Hoist with Notorized Trolley and Chain Container	4,000 lbs. / 1815 kg
NERM-03OC-L	3-Ton Electric Chain Hoist with Notorized Trolley and Chain Container	6,000 lbs. / 2720 kg

PENDANT OPTION

Model	Description
NER-LS10WC-9BW	9 Button Pendant with E Stop

Individual specification sheet available.

Buttons operate: up/down, left/right trolley travel, start, stop, e stop and forward/reverse crane travel.



Battery Wash Racks

A low profile, economical system to keep industrial lift truck batteries clean. Systems are available in both Envirowood (for overhead applications) and entry stainless steel rollers and slide strips.

Features

- Stainless Steel Construction and Roller Shafts are Acid Resistant to Ensure Durability
- Adjustable Legs to Accommodate Various Load-In Heights and Uneven Floors (10.23" – 14.25")
- Built-In Drain Tray with 1" Pipe Coupling Removes Sediment
- System Designed to Accept Sump Pump Assembly In Drain Tray
- Dimensions: 52 7/32" W x 57" L x 55 1/8" H
- Operates with The MTC Designed Recirculating Water System



Model WRR-SS



Model WR-OH-SS

Options

- Overhead Loading for HTG Models (-OH)
- Sump Assembly Is Required For Wash Racks Being Used With a Recirculating Water System (WR-SUMP-ASSY)

14

Battery Wash Cabinet

Prevents build-up of acid on batteries for reduced maintenance and longer life. Battery Wash Cabinet is designed to wash lift truck batteries in a completely enclosed environment and then "blow dry" the batteries as they are removed.

Battery Wash Cabinet Models

WCA2-SS

WCA2-SS-PR

WCA2-SS-SB

WCA2 -1C-SS

WCA2 -1C-SS-SB



Multi-directional air and water nozzles, Non-metallic air and water lines.



Model WCA-SS-SB

Features

- Stainless Steel Construction and Roller Shafts are Acid Resistant, Which Ensures Durability
- Non-Metallic Air and Water Lines Provide Trouble Free Operation and Promote Ease of Maintenance
- Chemicals Not Required For Operation
- Multi-Directional Air and Water Nozzles Rinse Batteries In a Completely Enclosed Environment
- Utilizes a Touchscreen to Provide For Simple Operation and Control
- Programable Wash and Air Blow-Off Time
- 120-Volt Primary Voltage With 24-Volt DC Secondary Voltage
- Built-In Drain Tray With 1" Pipe Coupling Removes Sediment
- Air-Operated Two-Panel Door Is Designed To Fit In Areas With Overhead Obstructions As Low As Nine Feet

Options

- Powered Rollers For Front Loading Only (-PR)
- Rotary Bottom Scrubber Brush and Powered Wheels (-SB)
- Infeed Conveyor Model For PCHE2 Systems (-1C)

Note:

MTC's Battery Wash Cabinet was designed to operate with the MTC Recirculating Water System to form a complete, closed-loop battery cleaning wash system.

Recirculating Water System



The MTC Recirculating Water System controls, filters, analyzes, and recirculates water used for cleaning industrial lift truck batteries. It is a stand-alone unit that works automatically to reduce your environmental concerns. The MTC Recirculating Water System will monitor for battery wash system demands. It will also monitor and maintain pH levels by controlling neutralizer injection and recirculation as required, and it filters water both internally and as returned from the battery wash system.

Battery Wash Rack Models

H20-150SS-2

H20-300SS-2

Options

- 150 or 300 Gallon Reservoir.

Features

- Acid Resistant and Extremely Durable Stainless Steel Construction
- Stores 150 Gallons (or 300 Gallons) Of Water in Its Reservoir
- 12 G.P.M. @ 50 P.S.I. Water Flow
- 120-Volt Primary Voltage
- 24-Volt Control
- Automatic Low pH Shut-Off
- Supplies Ozone Purification System
- Trash Screen On Sump Pump Drain
- Eliminates All Acid Drain Requirements
- Requires NO Toxic Chemicals
- Safe and Easy to Operate
- Works with Wash Cabinets and Wash Racks



*Model H20-150SS-2

Note:

The Water Recirculating System, combined with an MTC Wash Cabinet or MTC Wash Rack, forms a closed loop system that contains and controls the water used for rinsing batteries. Water is drawn from the reservoir and pumped through the filtering system into the wash cabinet or wash rack, where the battery is rinsed. Rather than the water going to wastewater storage, it is pumped back into the reservoir to be used again repeatedly.

*Requires liquid neutralizer, MTC-LNC, or equivalent for pH balancing.

Utilities and air supply to be provided by the customer.

Customer is responsible for the proper disposal and handling of contaminated water in accordance with local environmental law.



Safety and Service Equipment

Shower Eyewash

ASSEMBLY

MODEL SEW-303

Features

- Large stainless steel pull rod actuator
- Self-adjusting regulator to assure a constant, even flow
- Galvanized piping
- ABS dual stream head with pop-off covers
- ABS plastic shower head for maximum visibility
- Stay-open 1 1/4" (3 cm) ball valve



16

Battery Spill Response Kit

Features

- Compact, lightweight design
- Easy-to-read instructions
- Replacement components
- Single pack Nutra-Tube design
- All-in-one convenience
- Inspection date label



Models

Small Large

Berk-S Berk-L

Safety Note: Always wear proper protection (MTC Model SK-1 or equivalent) when handling or servicing industrial batteries.



Battery Cleaning Kit

MODEL BCK-10

Contents

- Chemicals
- Brushes
- Gloves
- Goggles

Safety Kit

MODEL SK-1

Kit Includes

- Chemicals resistant face shield with polycarbonate window.
- The adjustable ratchet headgear ensures a secure, comfortable fit.
- Acid apron is polyester double-coated with PVC.
- One size apron neck strap and waist ties are adjustable.
- Gloves are nitrile acid resistant, with comfort curved finger and hand design.



Eyewash

MODEL EW-304

PEW-700 PORTABLE EYEWASH

Features

- Large stainless steel push plate
- Self-adjusting regulator to assure a constant, even flow
- ABS dual stream head with pop-off cover



EW-304



PEW-700

Battery Watering Gun

MODEL CFX

Features

- Accurate automatic filling
- Automatic shutoff & pressure regulator
- 7/8" (2 cm) nozzle diameter
- High flow rate – 2 gallons/minute
- Attaches to any standard hose
- Insulated against short circuits

Options

- Narrow 5/8" (2 cm) nozzle diameter
- Steeper nozzle bend
- Cone-shaped nozzle
- Manually adjustable flow throttle
- Removable extension



Water Delivery Kits



Model	
INJ-HCT	20 gallon water cart, AC powered pump, 110V. For use with Philadelphia Scientific water injector strings or watering gun.
INJ-DF	Direct fill hose assembly
INJ-P12-SPEC*	Fully assembled water injector system. 12 cell battery type, includes connector. Ready to install.
INJ-P18-SPEC*	Fully assembled water injector system. 18 cell battery type, includes connector. Ready to install.
INJ-P24-SPEC*	Fully assembled water injector system. 24 cell battery type, includes connector. Ready to install.
INJ-ACC-BWM	Battery watering monitor
INJ-T10M	Bladder tank mini, 10 gallon, mobile
INJ-Mini	Hydro cart mini, 8 gallon, mobile, AC powered
PS-300	Water de-ionizer system
PS-600	Water de-ionizer filter, 600 gallon (replacement filter)



PS-300 Water De-ionizer System



INJ-HCT

* Must specify battery make, model, cable length, and position.

Battery Handling Beam

Model	Capacity	OL	Batteries	BH* Adjustable in 3" increments
HB-4000-PL	4000 lbs./1814 kg	43"/109 cm	21"/53 cm to 42"/107 cm long	24"/61 cm to 39"/99 cm
HB-6000-PL	6000 lbs./2722 kg	47"/119 cm	25"/64 cm to 46"/117 cm long	28"/71 cm to 43"/109 cm

NOTE: Meets ASME B30.20 Standards.



The battery handling beam offers a heavy-duty, non-conductive method of lifting batteries. The non-slip hook design fits snugly into most battery lifting holes. All MTC handling beams are now equipped with MTC's Posi-Latch Safety Mechanism.

Note:

BH dimensions with hooks in vertical position. Each hook may be angled 1 1/2" (4 cm) open or closed. All dimensions shown are nominal and subject to change.

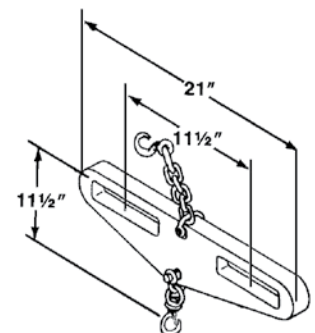
Fork Attachment

MODEL FA-6000

Used with Battery Handling Beam for battery removal.

Features

- 48" (122 cm) safety chain and hook
- Swivel hook with safety latch
- Fork openings – 1 5/8" (5 cm) x 6 1/2" (17 cm)
- 6000 lb. (2722 kg) capacity



11.5" (29 cm), 21" (53 cm)
All dimensions shown are nominal and subject to change.



Charger Cable Retractor

MODEL BCR-58H


Features

- Molded suspender holds
- Oil tempered spring will not kink or take permanent set
- Snubber chain restricts spring back movement
- Rugged 5/8" (2 cm) threaded stud



BCR-58H

18



High Frequency Charger Stand w/ Cable Retractor Bracket/
Cable Retractor not included

High Frequency Charger Stands

Model	Overall Width
CSHF-72x10-C	Single 72" x 10" / 183 x 25 cm
CSHF-72x10-2C	Double 72" x 10" / 183 x 25 cm
CSHF-72x17-C	Single 72" x 17" / 183 x 43 cm
CSHF-72x17-2C	Double 72" x 17" / 183 x 43 cm
CSHF-72x20-C	Single 72" x 20" / 183 x 51 cm
CSHF-72x20-2C	Double 72" x 20" / 183 x 51 cm

Floor Mounted Charger Support



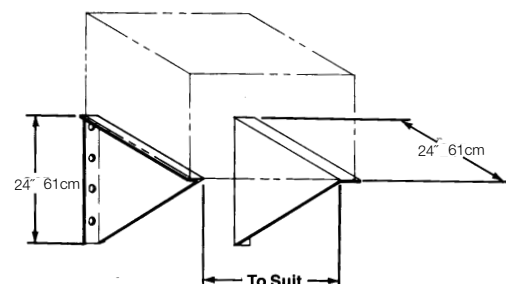
Model	OW
CSF-24	24" / 61 cm
CSF-36	36" / 91 cm

Wall Mounted Charger Support

MODEL CSW-2

One set fits standard chargers.

Model	Description
CSW-2	Bracket for charger cable
LSW-BCR-58	Mounting tab

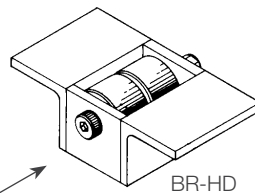
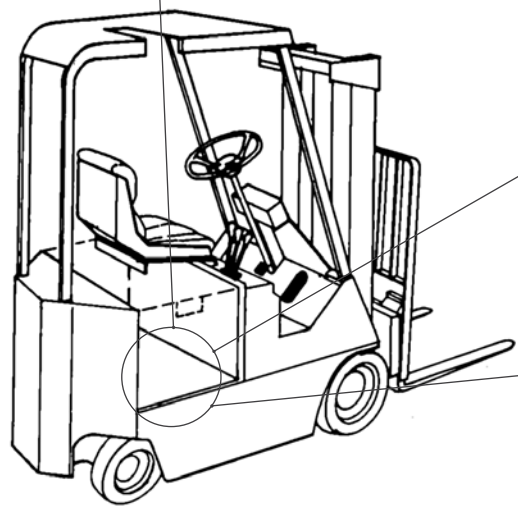
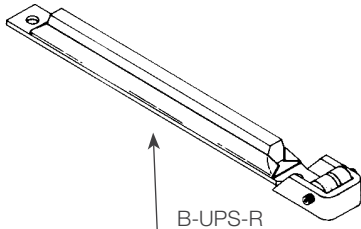




Slide Strip with Guide Roller

MODEL B-UPS-R

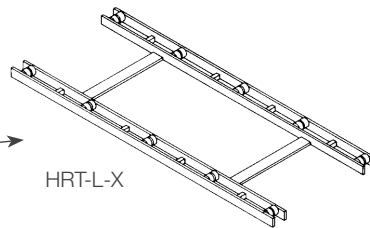
Requires two or three (consult factory)
Specify "L" dimension
Also available without lead roller (Model B-UPS)



Battery Rollers

MODEL BR-HD

Requires 1 1/2" / 4 cm x 2 1/4" / 6 cm cutout
Requires nine per truck.



Heavy Duty Roller Tray

MODEL HRT-L-X

Two or three rail models available (consult factory)*

Model
HRT-L-X

L = Specify Rail Length
X = Specify # of Rails

Note:

Many lift trucks can be converted to side extraction by making minor modifications to the side of the lift truck battery compartment. MTC provides an economic solution, offering various types of slide strips and roller beds. Please call our sales department for further information.

GoMTC.com/Battery